

**PNEUMATIC COUPLINGS**  
PNEUMATISCHE KUPPLUNGEN

**SERIE 027E**

BREATHING SERIE **A**TEMLUFT SERIE  
SAFETY TYPE **S**ICHERHEIT



**Couplers and Plugs**  
Kupplungen und Nippel

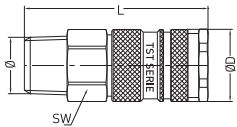
Connection  
Anschlüsse

Order No  
Bestellnr.

SW

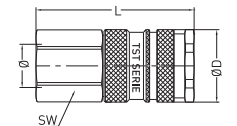
L

ØD



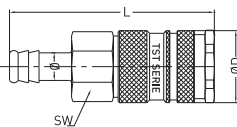
Conical Male Threaded Coupling  
Kupplung mit Aussengewinde

BSPT 1/4"	027 RGE 13	24	63	28
BSPT 3/8"	027 RGE 17	24	63	28
BSPT 1/2"	027 RGE 21	24	65	28
BSPT 3/4"	027 RGE 26	27	65	28
NPT 3/8"	027 TGE 17	24	63	28
NPT 1/2"	027 TGE 21	24	65	28
NPT 3/4"	027 TGE 26	27	65	28



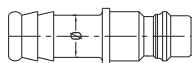
Female Thread Coupling  
Kupplung mit Innengewinde

BSP 1/4"	027 DGE 13	24	57	28
BSP 3/8"	027 DGE 17	24	57	28
BSP 1/2"	027 DGE 21	24	57	28
BSP 3/4"	027 DGE 26	30	58	28
NPT 3/8"	027 NGE 17	24	57	28
NPT 1/2"	027 NGE 21	24	57	28
NPT 3/4"	027 NGE 26	30	58	28



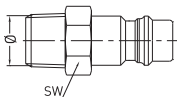
Standard Hose Barb Plug  
Kupplung mit Schlauchtülle

6 mm - 1/4"	027 HGE 06	24	75	28
8 mm - 5/16"	027 HGE 08	24	75	28
9 mm - 5/14"	027 HGE 09	24	75	28
10 mm - 3/8"	027 HGE 10	24	75	28
13 mm - 1/2"	027 HGE 13	24	75	28
16 mm - 5/8"	027 HGE 16	24	75	28
19 mm - 3/4"	027 HGE 19	24	75	28



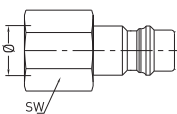
Standard Hose Barb Plug  
Nippel mit Schlauchtülle

6 mm - 1/4"	027 HUE 06		52	
8 mm - 5/16"	027 HUE 08		52	
9 mm - 5/14"	027 HUE 09		52	
10 mm - 3/8"	027 HUE 10		52	
13 mm - 1/2"	027 HUE 13		52	
16 mm - 5/8"	027 HUE 16		52	
19 mm - 3/4"	027 HUE 19		52	



Male Threaded Plug  
Nippel mit Aussengewinde

BSPT 1/4"	027 RUE 13	17	44	
BSPT 3/8"	027 RUE 17	17	47	
BSPT 1/2"	027 RUE 21	22	51	
BSPT 3/4"	027 RUE 26	27	54	
NPT 3/8"	027 TUE 17	17	46	
NPT 1/2"	027 TUE 21	22	52	
NPT 3/4"	027 TUE 26	27	52	



Female Thread Plug  
Nippel mit Innengewinde

BSP 1/4"	027 DUE 13	17	43	
BSP 3/8"	027 DUE 17	19	43	
BSP 1/2"	027 DUE 21	24	48	
BSP 3/4"	027 DUE 26	30	51	
NPT 3/8"	027 NUE 17	19	41	
NPT 1/2"	027 NUE 21	24	48	
NPT 3/4"	027 NUE 26	30	48	

**Interchangeability - Kompatibilität**  
CEJN 442 / 443 - RECTUS

**Temperature Range - Temperaturbereich**  
-20 °C +100 °C (-4 °F +212 °F)

**Working Pressure - Betriebsdruck**  
0 - 35 bar (0 - 508 PSI)

**Flow capacity - Nennweite**  
NW - 10

**Option - Optionen**

- F - Straight through flow - ungehinderter Durchfluss
- S - Stainless Steel - Edelstahl
- V - Viton Seal - Viton Dichtung

For optional orders please add the symbol of your option end of the order no.

Bei Optionsbestellungen Kennbuchstabe bitte hinzufügen (Beispiel: 027 RGE 13-K-V)

**Material - Material**

- Coupler Body - Kupplungsgrundkörper: Brass Nickel Plated - Messing vernickelt
- Back Part - Hinterteil: Brass Nickel Plated - Messing vernickelt
- Sleeve - Hülse: Steel Nickel Plated - Stahl vernickelt
- Valve - Ventil: Brass - Messing
- Springs - Federn: Stainless Steel - Edelstahl
- Balls - Kugeln: Stainless Steel - Edelstahl AISI 420
- Seals - Dichtungen: Nitrile (Ni) - NBR (Ni)
- Plug - Nippel: Steel Nickel Plated - Stahl vernickelt

