



SERIE **026** ■

PNEUMATIC COUPLINGS
PNEUMATISCHE KUPPLUNGEN

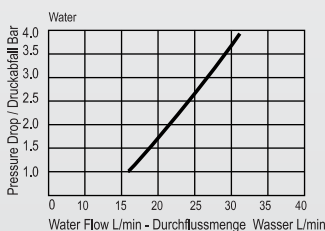
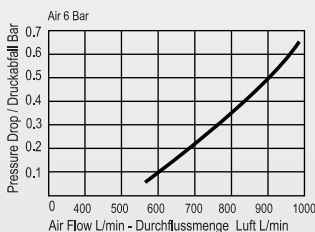


- Interchangeability - Kompatibilität**
TST 025, RECTUS 25, PARKER PE
RECTUS 26, CEJN 320, JWL 520, JWL 530
- Temperature Range - Temperaturbereich**
-20 °C +100 °C (-4 °F +212 °F)
- Working Pressure - Betriebsdruck**
0 - 35 bar (0 - 508 PSI)
- Flow capacity - Nennweite**
NW - 7.2
- Option - Optionen**
 - F - Straight through flow - ungehinderter Durchfluss
 - K - Chrome plated - verchromt
 - S - Stainless Steel - Edelstahl
 - V - Viton Seal - Viton Dichtung

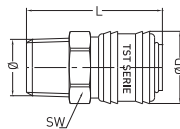
For optional orders please add the symbol of your option end of the order no.
Bei Optionsbestellungen Kennbuchstabe bitte hinzufügen (Beispiel: 026 EG 13-K-V)

Material - Material

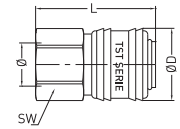
- Coupler Body - Kupplungsgrundkörper:** Brass - Messing
- Sleeve - Hülse:** : Brass - Messing
- Valve - Ventil:** : Brass - Messing
- Springs - Federn:** : Stainless Steel - Edelstahl
- Locking O-Ring - Sprengring:** : Stainless Steel - Edelstahl
- Pins - Stifte:** : Stainless Steel - Edelstahl
- Seals - Dichtungen:** : Nitrile (Ni) - NBR (Ni)
- Plug - Nippel:** : Brass - Messing



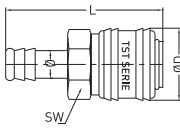
Couplers and Plugs
Kupplungen und Nippel



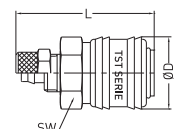
Male Thread Coupling
Kupplung mit Aussengewinde



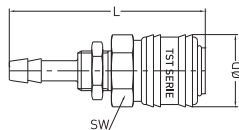
Female Thread Coupling
Kupplung mit Innengewinde



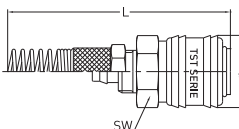
Standard Hose Barb Coupling
Kupplung mit Schlauchtülle



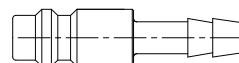
Plastic Hose Coupling
Kupplung für Kunststoffschlauch



Panel Mount Standard Hose Coupling
Kupplung mit Schottverschraubung
Schlauchanschluss



Plastic Hose Coupling With Spring
Kupplungen für Kunststoffschlauch
mit Knickschutzfeder



Standard Hose Barb Plug
Nippel mit Schlauchtülle

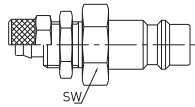
Connection Anschlüsse	Order No Bestellnr.	SW	L	ØD
BSPT 1/4"	026 RG 13	21	60	25
BSPT 3/8"	026 RG 17	21	60	25
BSPT 1/2"	026 RG 21	21	60	25
BSP 1/4"	026 EG 13	21	58	25
BSP 3/8"	026 EG 17	21	58	25
BSP 1/2"	026 EG 21	21	59	25
M 14x1,5	026 EGM 14	21	58	25
M 16x1,5	026 EGM 16	21	59	25
M 18x1,5	026 EGM 18	21	59	25
BSP 1/8"	026 DG 10	21	41	25
BSP 1/4"	026 DG 13	21	41	25
BSP 3/8"	026 DG 17	21	41	25
BSP 1/2"	026 DG 21	21	44	25
M 14x1,5	026 DGM 14	21	41	25
M 16x1,5	026 DGM 16	21	41	25
M 18x1,5	026 DGM 18	21	41	25
6 mm - 1/4"	026 HG 06	21	55	25
8 mm - 5/16"	026 HG 08	21	55	25
9 mm - 5/14"	026 HG 09	21	55	25
10 mm - 3/8"	026 HG 10	21	55	25
13 mm - 1/2"	026 HG 13	21	55	25
6 x 8 mm - M12x1	026 PG 06	21	50	25
8 x 10 mm - M16x1	026 PG 08	21	54	25
9 x 12 mm - M16x1	026 PG 09	21	63	25
6 mm - M12x1	026 MG 06	21	60	25
8 mm - M12x1	026 MG 08	21	63	25
10 mm - BSP 1/4"	026 MG 10	21	72	25
6 x 8 mm - M12x1	026 YG 06	21	133	25
8 x 10 mm - M16x1	026 YG 08	21	148	25
9 x 12 mm - M16x1	026 YG 09	21	148	25
6 mm - 1/4"	026 HU 06		46	
8 mm - 5/16"	026 HU 08		46	
9 mm - 5/14"	026 HU 09		46	
10 mm - 3/8"	026 HU 10		46	
13 mm - 1/2"	026 HU 13		48	

PNEUMATIC COUPLINGS
PNEUMATISCHE KUPPLUNGEN

■ SERIE 026

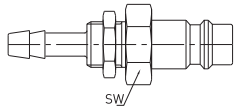


Couplers and Plugs
Kupplungen und Nippel



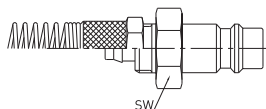
Panel Mount Plastic Hose Plug
Nippel für Kunststoffschlauch

Connection Anschlüsse	Order No Bestellnr.	SW	L
4 x 6 mm - M 10x1	026 PU 04	12	34
6 x 8 mm - M 12x1	026 PU 06	12	34
8 x 10 mm - M 16x1	026 PU 08	17	42
9 x 12 mm - M 16x1	026 PU 09	17	42



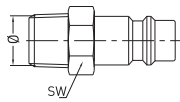
Panel Mount Standard Hose Plug
Nippel mit Schottverschraubung
Schlauchanschluss

6 mm - M 12x1	026 MU 06	14	56
8 mm - M 12x1	026 MU 08	14	56
10 mm - M 14x1	026 MU 10	16	56



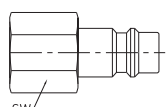
Plastic Hose Plug With Spring
Nippel für Kunststoffschlauch
mit Knickschutzfeder

4 x 6 mm - M 10x1	026 YU 04	12	120
6 x 8 mm - M 12x1	026 YU 06	12	120
8 x 10 mm - M 16x1	026 YU 08	17	140
9 x 12 mm - M 16x1	026 YU 09	17	140



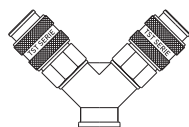
Female Thread Plug
Nippel mit Aussengewinde

BSP 1/8"	026 EU 10	13	31
BSP 1/4"	026 EU 13	14	33
BSP 3/8"	026 EU 17	17	33
BSP 1/2"	026 EU 21	22	38
M 14x1,5	026 EUM 14	17	35
M 16x1,5	026 EUM 16	17	36
M 18x1,5	026 EUM 18	19	37



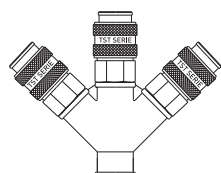
Male Thread Plug
Nippel mit Innengewinde

BSP 1/8"	026 DU 10	14	30
BSP 1/4"	026 DU 13	17	33
BSP 3/8"	026 DU 17	19	33
BSP 1/2"	026 DU 21	24	36
M 14x1.25	026 DUM 14-1	17	33
M 14x1,5	026 DUM 14	17	33
M 16x1,5	026 DUM 16	19	33
M 18x1,5	026 DUM 18	21	36



2 way couplings
2 Wege Kupplungen

BSP 3/8"	026 2G 17		
BSP 1/2"	026 2G 21		



3 way couplings
3 Wege Kupplungen

BSP 3/8"	026 3G 17		
BSP 1/2"	026 3G 21		