



SERIE **078** ■

HYDRAULIC COUPLINGS
HYDRAULIK KUPPLUNGEN



Interchangeability - Kompatibilität
Austauschbarkeit AISI 303 ou AISI 316 Ti.
FASTER NS SERIES - INTERTRACO N SERIES,
PARKER 4050, 4010, STUCCHI IR SERIES,
SAFEWAY S SERIES
According to request is manufactured from
AISI 303 and AISI 316Ti

Temperature Range Temperaturbereich
-25 °C +125 °C / -13 °F +257 °F
With standard seals -
Mit standard Dichtung : Buna (M) NBR

Standard version - Standardversion
Double Shut off - Beidseitig absperrbar
Steel Zinc Plated - Stahl- verzinkt
Stahl - Dichtung: Nitrile (Ni) - NBR (Ni)

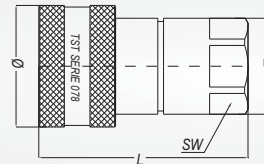
Attention
Only plug and socket with the
same thread fit together.

Achtung
Nur Nippel und kupplungen mit
demselben Gewinde passen zusammen

Material - Material

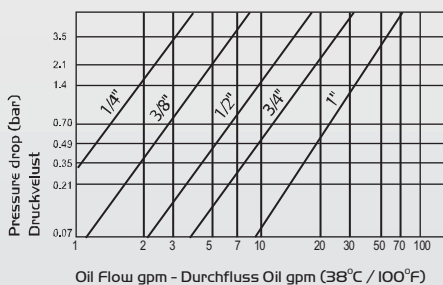
- Coupler Body-
Kupplungsgrundkörper : Steel Zinc Plated -
Stahl- verzinkt
- Sleeve - Hülse : Steel Zinc Plated -
Stahl- verzinkt
- Valve - Ventil : Steel Zinc Plated -
Stahl- verzinkt
- Springs - Federn : Stainless Steel -
Edelstahl
- Sprenging
Locking O-Ring-
: Stainless Steel -
Edelstahl
- Balls - Kugeln : Stainless Steel-
Edelstahl
- Seals - Dichtungen : Buna (M) - Buna (M)
Plug - Nippel : Steel Zinc Plated -
Stahl- verzinkt

Couplers
Kupplungen



Female Thread Coupler
Kupplung mit Innengewinde

Connection Anschlüsse T	Order No Bestellnr.	SW		L		Ø		Working Pressure Betriebsdruck	
		mm	inches	mm	inches	mm	inches	Bar	PSI
BSPP 1/4"	078 DGB 13	19	0.75	50	1.97	27	1.06	250	3625
		NPTF 1/4"	078 NGB 13	19	0.75	50	1.97	27	1.06
BSPP 3/8"	078 DGB 17	24	0.94	39	1.54	33	1.30	250	3625
		NPTF 3/8"	078 NGB 17	24	0.94	39	1.54	33	1.30
BSPP 1/2"	078 DGB 21	27	1.06	66	2.60	38	1.50	200	2900
		NPTF 1/2"	078 NGB 21	27	1.06	66	2.60	38	1.50
BSPP 3/4"	078 DGB 26	34	1.34	82.5	3.25	48	1.89	170	3465
		NPTF 3/4"	078 NGB 26	34	1.34	82.5	3.25	48	1.89
BSPP 1"	078 DGB 33	41	1.62	100	3.94	66	2.60	220	3190
		NPTF 1"	078 NGB 33	41	1.62	100	3.94	66	2.60



HYDRAULIC COUPLINGS
HYDRAULIK KUPPLUNGEN

SERIE 078



Functions

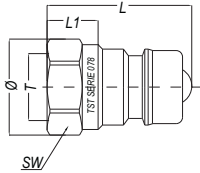
If the socket and plug valves seal instantly, automatically shutting off fluid flow to prevent leakage. If the socket and plug valves push together, opening to permit free flow of fluid through coupler. O-ring in the socket seals the plug surface preventing any leakage.

Funktionen

Diese serie verfügt über eine Schraubverriegelung. Die beiden Kupplungshälften müssen manuell zusammenschraubt werden

**Plugs
Stecker**

Connection Anschlüsse T	Order No Bestellnr.	SW		L		L1		Ø		Working Pressure Betriebsdruck	
		mm	inches	mm	inches	mm	inches	mm	inches	Bar	PSI
BSPP 1/4"	078 DUB 13	19	0.75	33	1.30	17	0.67	22	0.86	250	3625
NPTF 1/4"	078 NUB 13	19	0.75	33	1.30	17	0.67	22	0.86	250	3625
BSPP 3/8"	078 DUB 17	24	0.94	39	1.54	20.5	0.80	25.4	1	250	3625
NPTF 3/8"	078 NUB 17	24	0.94	39	1.54	20.5	0.80	25.4	1	250	3625
BSPP 1/2"	078 DUB 21	27	1.06	44	1.73	22	0.87	31	1.22	200	2900
NPTF 1/2"	078 NUB 21	27	1.06	44	1.73	22	0.87	31	1.22	200	2900
BSPP 3/4"	078 DUB 26	34	1.34	53.5	2.11	29	1.14	39	1.53	170	2465
NPTF 3/4"	078 NUB 26	34	1.34	53.5	2.11	29	1.14	39	1.53	170	2465
BSPP 1"	078 DUB 33	41	1.62	66	2.60	34	1.34	47	1.85	200	3190
NPTF 1"	078 NUB 33	41	1.62	66	2.60	34	1.34	47	1.85	200	3190



**Female Thread Plug
Nippel mit Innengewinde**